
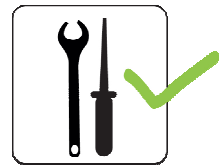


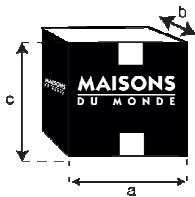
## NEWPORT

501 402 65



a = 102 cm  
b = 204 cm  
c = 122 cm

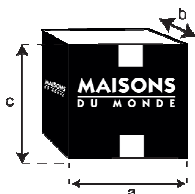
d = 45 cm



**X 1**

a = 102 cm  
b = 126 cm  
c = 16 cm

**= 29 Kg**



**X 1**

a = 200 cm  
b = 40 cm  
c = 13 cm

**= 22 Kg**