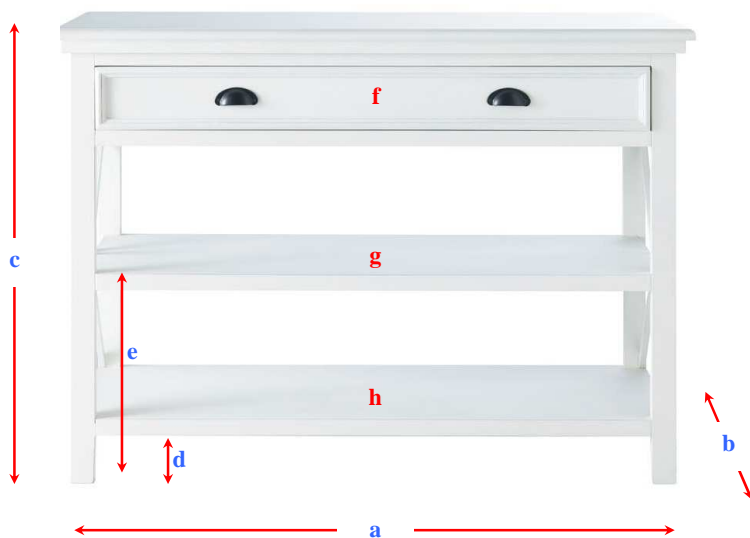
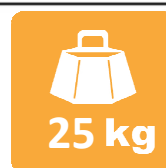


NEWPORT

115 678



a = 120 cm

b = 45 cm

c = 85 cm

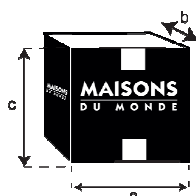
d = 12 cm

e = 38 cm

f = 102 x 34 x 9 cm

g = 104 x 44,5 x 23,5 cm

h = 104 x 41,2 x 24 cm



X 1

a = 127 cm

b = 52 cm

c = 92 cm

= 30 Kg